


SBCC Outstanding Requirements Instructions

The Department of Education or the California Student Aid Commission is requiring our office to either verify your FAFSA or CA Dream Act application to clarify conflicting information. Follow these steps to determine what documents you need to provide.

Log into your student portal account

<https://my.sbcc.edu/dashboard>



SBCC PIPELINE LOGIN

SBCC
SANTA BARBARA
CITY COLLEGE

Username

Enter your username

Password

Enter your password

☐ Show password

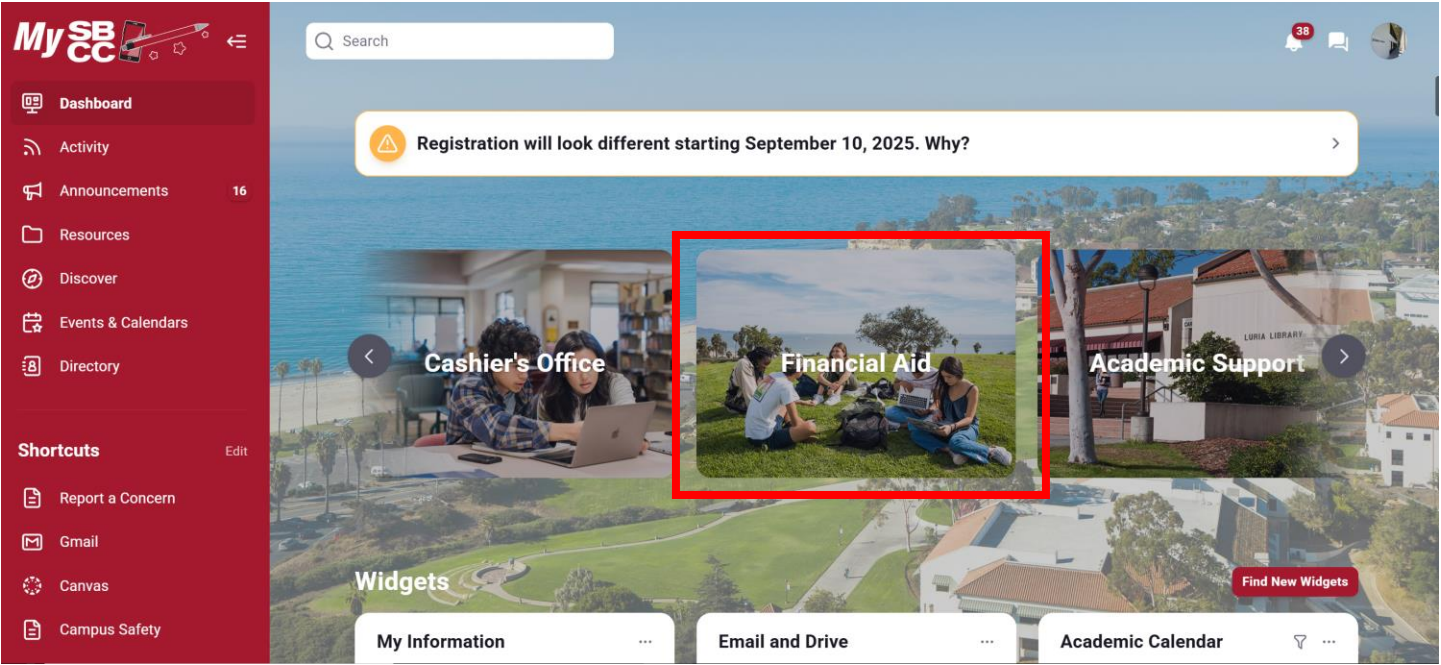
Login

[Forgot Password](#)

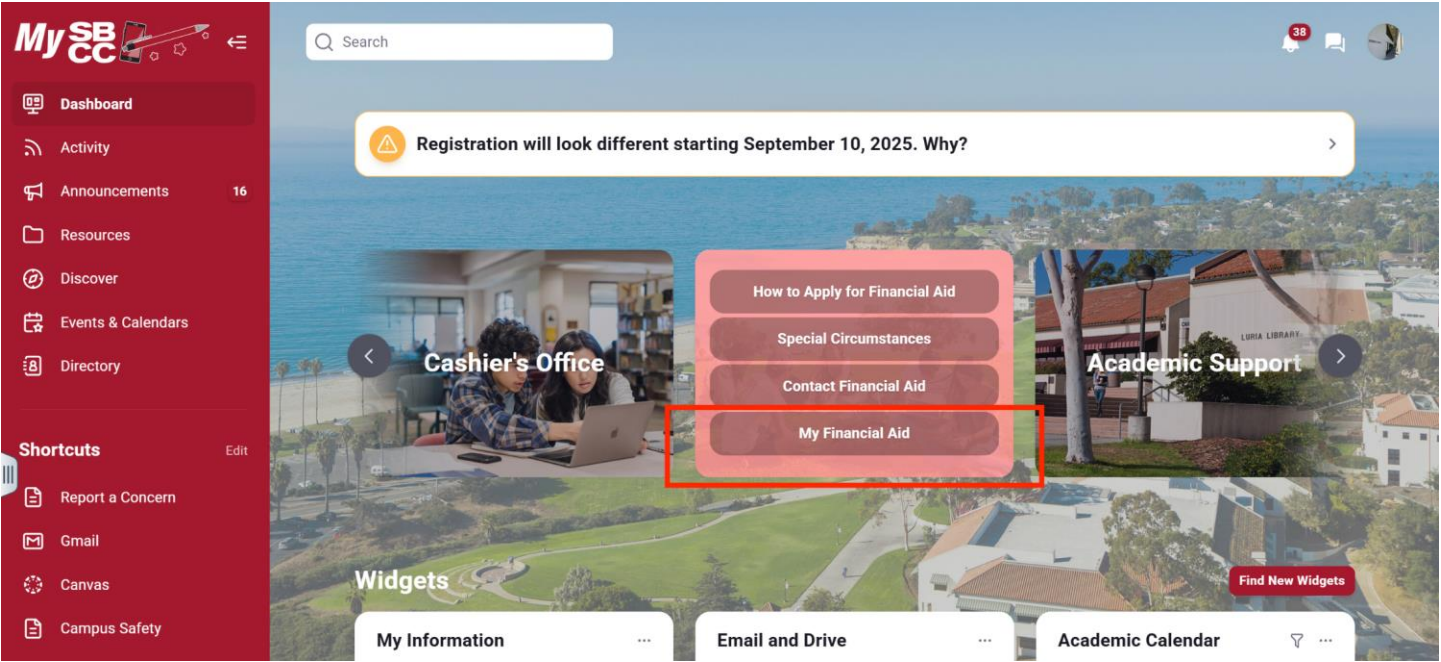
- [Find Username](#)
- [Need help? ¿Necesita ayuda?](#)
- [Former Student Transcript Ordering](#)

- [Student Record Privacy Info](#)
- [Terms and Conditions](#)

Hover over 'Financial Aid'



Click on 'My Financial Aid'



In the 'Home' tab we can view outstanding requirement(s) under the *Unsatisfied Requirements* section

The screenshot shows the 'Financial Aid' page with the 'Home' tab selected. Under 'Student Requirements', the 'Unsatisfied Requirements' section is highlighted with a red box. It contains three items, each with a warning icon, a title, a last update date, a 'REQUESTED' status, and a drop-down arrow:

Warning Icon	Requirement Title	Last Update	Status	Action
⚠	CA College Promise Grant Appeal 2025-2026 (Fall)	09/09/2025	REQUESTED	▼
⚠	Financial Aid Verification	09/09/2025	REQUESTED	▼
⚠	Online SAP Appeal	09/09/2025	REQUESTED	▼

Click on each requirement to complete the task. You can also click on the drop-down arrow to learn more about the outstanding requirement(s)

This screenshot is identical to the one above, but with two red arrows added to illustrate the instructions. One arrow points from the top-left towards the first requirement title, 'CA College Promise Grant Appeal 2025-2026 (Fall)'. The second arrow points from the top-right towards the drop-down arrow next to the same requirement's status.